



## LU1064Dyyy Medical Diode Laser Up to 9W, 18W or 25W output power at 1064nm



### Description:

The Lumics Medical Diode Laser series offers OEM integrators an excellent product to manufacture state-of-the-art end user laser systems. The easy integration and safe use of these medical laser components give the chance to be cost-efficient in development and manufacturing. Equipped with several accessories and features the Lumics diode lasers comply with CE, FDA & ROHS requirements. Lumics warranties highest reliability single emitter technology through careful design, extensive burn-in, long life-time & thermal testing.

### Features & Functions:

- 9W, 18W or 25W power
- 1064nm wavelength
- 200µm NA 0.22 fiber
- Red pilot
- Monitor photodiodes
- Fiber sensors
- Burn-in tested laser diode emitters
- Sealed housing
- SMA connector
- Exchangeable window
- Small foot print

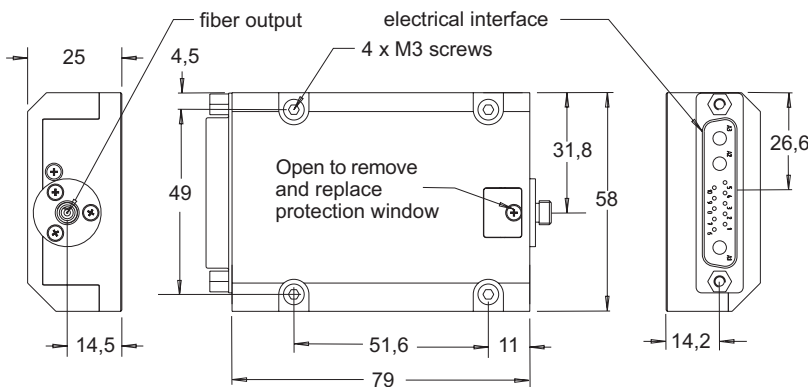
### Benefits:

- FDH-required sensors
- Ultra long lifetime
- Passive cooling

### Applications:

- Dental
- Dermatology
- Therapeutic
- Veterinary

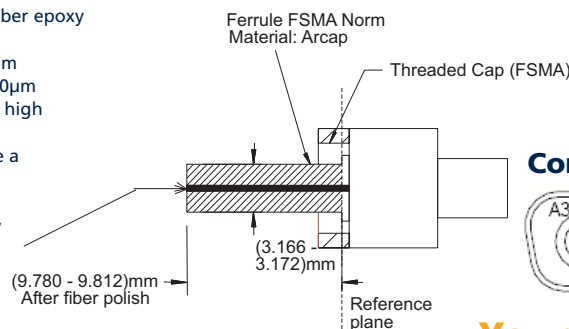
### Module Drawing (Dimensions in mm)



### F-SMA Connector

#### Strict Recommendations

- (1) Use transparent and high temperature fiber epoxy (e.g. Epotek ND353)
- (2) 105µm fiber core max. excentricity +/- 5µm  
>105µm fiber core max. excentricity +/- 10µm
- (3) Above 60W: use free standing fiber with high power connector
- (4) Below 60W and <=105µm fiber core: use a free standing or large cladding 105µm/600µm not free standing fiber
- (5) Check always for good fiber centricity by turning the fiber ferrule between 0°-180° to maximum output power at < 5W

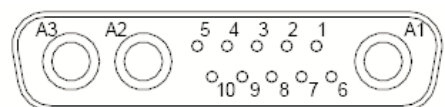


### Pin Connections

Pin	Configuration
1	Fiber Sensor Signal 1
2	Fiber Sensor Signal 2 *
3	Fiber Sensor / Monitor Diode 12V
4	Fiber Sensor (GND) LM35 (GND) Monitor Diode (GND)
5	LM35 Signal or NTC or PT100/1000
6	Monitor Diode Signal 2 *
7	Monitor Diode Signal 1
8	Pilot Laser (GND)
9	LM35 5V or NTC or PT100/1000
10	Pilot Laser 3V
A1	1064nm Laser Diode (+)
A2	Laser Diode GND (-)
A3	N.C.

\* = optional

### Connector



Your ideas are welcome.


## Electrical and Optical Characteristics

Parameter	Type / Conditions	Min	Typ	Max	Unit
<b>Optical Characteristics</b>					
Output Power	LU1064D090-D / P <sub>op</sub> (c.w.)		9		W
	LU1064D180-D / P <sub>op</sub> (c.w.)		18		W
	LU1064D250-D / P <sub>op</sub> (c.w.)		25		W
Peak Wavelength (at P <sub>op</sub> )	$\lambda_{peak}$	1054	1064	1074	nm
Spectral Width (FWHM)	$\lambda_{rms}$		4		nm
Conversion Efficiency			40		%
Spectral Shift with Temp.	$\lambda_{T\_shift}$		0.3		nm / K
Fiber Core Diameter			200		$\mu$ m
Fiber Centricity			<10		$\mu$ m
Numerical Aperture	NA		0.22		
Fiber Connector Type			SMA905		
<b>Electrical Characteristics</b>					
Forward Current at P <sub>op</sub>	I <sub>op</sub>		14		A
Forward Voltage	LU1064D090-D / V <sub>op</sub>		1.6		V
	LU1064D180-D / V <sub>op</sub>		3.2		V
	LU1064D250-D / V <sub>op</sub>		4.8		V
Threshold Current	I <sub>th</sub>		1.1		A
<b>Red Pilot Beam (Option)</b>					
Pilot Beam Output Power			1		mW
Pilot Beam Wavelength		630	635	640	nm
Pilot Beam Operating Voltage			3	3.3	V
Pilot Beam Operating Current			30	55	mA
<b>Sensors</b>					
Power Monitor Operating Voltage (Option)			12		V
Power Monitor Signal Voltage			0 - 4		V
Fiber Detection Sensor Operating Voltage (Option)			12		V
Fiber Detection Sensor Signal Voltage			12 / 0		V
Temperature Sensor			LM35 or NTC or PT100/1000		


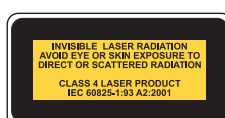
### Important Note

Read and carefully follow operating manual instructions. Especially - whenever power supply is switched on or off, always disconnect from laser module. See manual for details. Uncontrolled on / off switching may cause spikes and result in fatal device damage.

## General Parameters / Accessories

Parameter	Symbol	Min	Typ	Max	Unit
Storage Temperature	T <sub>s</sub>	0		50	°C
Operation Temperature	T <sub>op</sub>	15		30	°C
Humidity / Non-condensing Atmosphere				90	%
Recommended Thermal Heatsink Resistance				0.1	K / W
Weight			179		g
Compliance			CE, FDA, ROHS		
<b>Standard Accessories</b>					
Interface Connector			13W3 Female		
Mounting Screws / metric			4 x M3 x 10		
<b>Further Options</b>					
2nd Monitor Diode / 2nd Fiber Detection Sensor (Please ask for quotation if needed)					
Optical Fiber Patchcord with SMA Connectors			from our partner FCC GmbH, <a href="http://www.fibercableconnect.de">www.fibercableconnect.de</a>		
Laser diode drivers on request					

## User Safety



Your ideas are welcome.